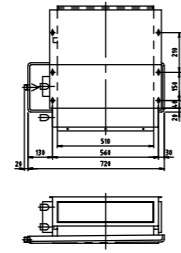
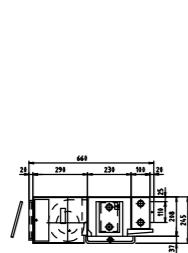
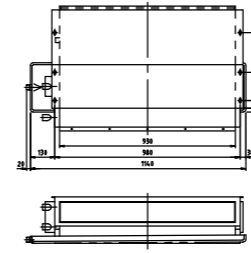
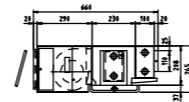


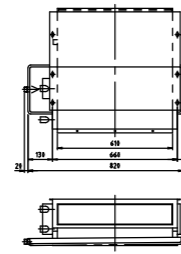
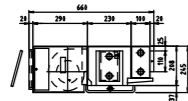
4管式



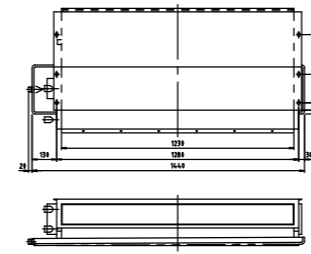
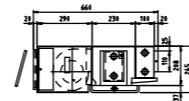
HSR6-200ZW2FV



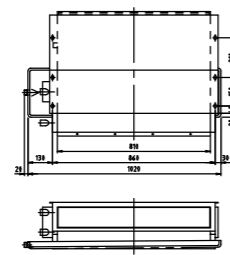
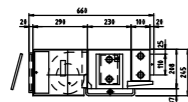
HSR6-600ZW2FV



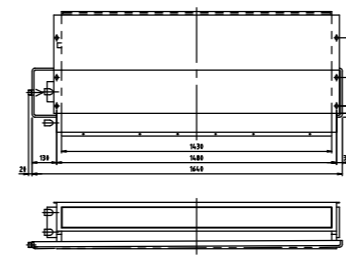
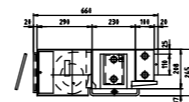
HSR6-300ZW2FV



HSR6-800ZW2FV



HSR6-400ZW2FV



HSR6-1200ZW2FV

1. 各型番の外形寸法を示します。
2. 本図は左配管用を示します。
3. 詳細は承認図を参照して下さい。

| | | | | | | | | | | | | | | | | |
|------|-----------------|----|----|----------|------------|-----------------|--|--|--|--|--|--|--|--|--|--|
| 品名 | 天井埋込形ファンコイルユニット | | | 御得意先 | 殿 | | | | | | | | | | | |
| | HSR6-ZW2FV | | | 納入先 | 殿 | | | | | | | | | | | |
| 営業確認 | 照査 | 検図 | 作成 | 図面番号 | | | | | | | | | | | | |
| | | | | 単位 mm | 尺度 1/40 | 木村工機株式会社 | | | | | | | | | | |